



National Arena Swimming League




League	Western	Division 2	Round 3	Date	12/08/2018	License number	1
Venue		Horfield Leisure Centre					
LANE 1 Kingsbridge Kingfishers		LANE 2 Yeovil District Swimming Club		LANE 3 Tiverton SC		LANE 4 Team Bath AS	
LANE 5 Bristol Penguins Swimming Club		LANE 6 Dawlish Swinging Club		LANE 7 Chard Swimming Club		LANE 8 Llanelli ASC	
PLACE 8		PLACE 6		PLACE 3		PLACE 1	
POINTS 172		POINTS 188		POINTS 229		POINTS 359	
POINTS 267		POINTS 204		POINTS 174		POINTS 200	

		EVENTS		TIME			PLACE			POINTS			TIME			PLACE			POINTS										
1	Ladies	Open	200m			2:30.89	3	6	2:37.68	6	3	2:28.92	2	7	2:21.19	1	8	2:37.75	7	2	2:35.37	4	5	2:36.15	5	4	2:44.21	8	1
			Individual Medley			Emily Lawrence			Isabella Moore			Gemma Dilks			Rhiannon Bowen			Estela Guerrero Garcia			Amelie Goodrum			Fay Graham			Anya Roberts		
			Reason for no points																										
2	Mens	Open	200m			2:21.64	4	5	2:22.19	5	4	2:19.92	3	6	2:10.91	1	8	2:27.06	6	3	2:34.94	7	2	2:47.16	8	1	2:18.06	2	7
			Individual Medley			Ben Cusack			Ben Card			Samuel Arrowsmith			Dylan Hood			Max Wakefield			Luke Adey			Simon Davis			Brandon Budd-Thomas		
			Reason for no points																										
3	Girls	9/11 Years	4 x 50m Freestyle Relay			2:24.84	5	4	2:29.88	7	2	2:26.27	6	3	2:08.82	1	8	2:16.76	2	7	2:19.65	3	6	2:24.76	4	5	2:36.09	8	1
			Reason for no points																										
4	Boys	9/11 Years	4 x 50m Freestyle Relay			0:00.00			2:33.71	5	4	2:32.82	4	5	2:22.46	1	8	2:23.52	2	7	2:26.44	3	6	2:34.98	6	3	3:37.06	7	2
			Reason for no points			DQ																							
5	Girls	13/u	4 x 50m Medley Relay			2:36.00	7	2	2:22.28	3	6	2:18.32	1	8	0:00.00			2:21.91	2	7	2:26.37	6	3	2:23.34	4	5	2:25.64	5	4
			Reason for no points									DQ																	
6	Boys	13/u	4 x 50m Medley Relay			2:32.32	5	4	2:28.03	4	5	2:41.29	7	2	2:03.59	1	8	2:17.58	2	7	3:18.09	8	1	2:28.00	3	6	2:34.34	6	3
			Reason for no points																										
7	Girls	15/u	4 x 50m Freestyle Relay			2:09.86	8	1	2:00.21	3	6	2:03.49	4	5	1:55.53	1	8	1:59.34	2	7	2:07.05	6	3	2:03.50	5	4	2:07.06	7	2
			Reason for no points																										
8	Boys	15/u	4 x 50m Freestyle Relay			2:03.38	6	3	1:57.66	4	5	1:53.77	3	6	1:51.80	2	7	1:51.37	1	8	2:05.09	8	1	2:04.67	7	2	1:57.72	5	4
			Reason for no points																										
9	Ladies	Open	4 x 50m Medley Relay			2:13.38	3	6	2:15.78	5	4	2:15.89	6	3	2:03.90	1	8	2:12.76	2	7	2:15.13	4	5	2:19.09	8	1	2:16.63	7	2
			Reason for no points																										
10	Mens	Open	4 x 50m Medley Relay			1:56.84	3	6	2:06.28	6	3	2:09.54	7	2	1:51.74	1	8	1:58.21	4	5	2:02.63	5	4	2:17.88	8	1	1:56.26	2	7
			Reason for no points																										
11	Girls	10/11 Years	50m Backstroke			0:38.93	4	5	0:39.66	6	3	0:36.64	3	6	0:35.31	1	8	0:39.06	5	4	0:36.63	2	7	0:41.11	7	2	0:45.03	8	1
			Reason for no points			Ruby Gove			Kathleen Hague			Emma Declerk			Molly Watts			Jemma Hodey			Lauren Major			Delliah Hutter			Piper Nichols		
12	Boys	10/11 Years	50m Backstroke			0:39.78	3	6	0:45.69	6	3	0:50.16	8	1	0:37.88	2	7	0:40.35	4	5	0:37.28	1	8	0:43.20	5	4	0:46.49	7	2
			Reason for no points			Reuben Miles			Rowan Hooper			Aaron Wood			Alex Hearn			Frankie Drew			Fletcher Wickham			Henry Birchall			Archie Davies		
13	Girls	13/U	100m Breaststroke			1:41.08	8	1	1:36.81	7	2	1:16.18	1	8	1:23.56	2	7	1:25.35	3	6	1:31.56	5	4	1:28.86	4	5	1:32.06	6	3
			Reason for no points			Alice Goode-Gray			Imogen Whitehead			Jodie Dilks			Amelie Bartlett			Grace O'Brien			Evie Lewis			Catherine Webb			Rhianna Phillips		
14	Boys	13/U	100m Breaststroke			1:39.02	7	2	1:29.63	4	5	1:24.64	3	6	1:15.28	1	8	1:20.91	2	7	1:34.09	6	3	1:32.86	5	4	1:46.15	8	1
			Reason for no points			Luke Baker			William Kinder			Wilfred Arrowsmith			Oliver Watts			James Henniker			Samuel Bradford			Freddie Coles			Ethan Williams		
15	Girls	15/U	100m Backstroke			1:22.51	8	1	1:14.34	3	6	1:16.09	4	5	1:07.41	1	8	1:16.39	5	4	1:18.00	7	2	1:17.58	6	3	1:12.60	2	7
			Reason for no points			Amy Mason			Isabella Moore			Klara Faulhaber			Niamh Ward			Kasia Wozniak			Amelia Kennedy-Bruynels			Mia Huntley			Emily Rees		
16	Boys	15/U	100m Backstroke			1:11.44	3	6	1:17.69	7	2	1:16.29	5	4	1:01.62	1	8	1:07.03	2	7	1:19.05	8	1	1:16.86	6	3	1:14.46	4	5
			Reason for no points			Samuel Stewart			Sam Harries			Harry List			Finlay Saunders			Ben Reynolds			Jamie Hindle			Louis Rood			Rhys Partridge		
17	Ladies	Open	100m Butterfly			1:15.44	6	3	1:08.94	2	7	1:11.86	4	5	1:05.06	1	8	1:14.97	5	4	1:10.16	3	6	1:21.41	8	1	1:18.74	7	2
			Reason for no points			Rosie Lawrence			Georgie Palne			Katie Walton			Rhiannon Bowen			Caitlin Mathias			Emily Wareham			Xanthe Dyer			Ffion Dunning		
18	Mens	Open	100m Butterfly			1:10.18	7	2	1:14.44	8	1	1:07.95	4	5	1:01.04	2	7	1:07.46	3	6	1:09.97	6	3	1:09.50	5	4	0:58.02	1	8
			Reason for no points			Laker Wong			James Lee			Oliver Bennet			Alexander Sharman			Alex Burnell			Joshua Smith			Benjamin Greenslade			Iestyn Cole		
19	Girls	10/11 Years	50m Butterfly			0:43.22	6	3	0:46.15	7	2	0:40.92	5	4	0:34.43	2	7	0:35.84	3	6	0:34.22	1	8	0:37.62	4	5	0:47.22	8	1
			Reason for no points			Amelia Benfield			Kathleen Hague			Beth Prosser			Molly Watts			Zahra Fitzpatrick			Lauren Major			Tatyana Pushkarev			Hollie Williams		
20	Boys	10/11 Years	50m Butterfly			0:37.28	1	8	0:46.94	6	3	0:55.61	8	1	0:39.07	2	7	0:41.83	4	5	0:39.85	3	6	0:47.07	7	2	0:45.24	5	4
			Reason for no points			Reuben Miles			Sebastian Lutoborski			William Roberts			William Jackson			Harris Simpson			Oliver Telling			Edward Sims			Fenn Sellick		
21	Girls	13/u	100m Backstroke			1:20.63	7	2	1:15.22	4	5	1:10.36	2	7	1:08.05	1	8	1:18.00	5	4	1:21.50	8	1	1:20.50	6	3	1:14.75	3	6
			Reason for no points			Ellie Baker			Charlotte Harries			Gemma Dilks			Rue Fowler			Zena Yilmcev			Evie Lewis			Esme Huntley			Jasmyn Crocker		
			100m Backstroke			0:00.00			1:21.91	6	3	1:27.74	7	2	1:06.57	1	8	1:19.07	4	5	1:20.60	5	4	1:17.76	3	6	1:16.28	2	7



National Arena Swimming League

League		Western		Division		2		Round		3		Date Number		1					
Venue		Horfield Leisure Centre												Date		12/08/2018		License number	
LANE 1		LANE 2		LANE 3		LANE 4		LANE 5		LANE 6		LANE 7		LANE 8					
Kingsbridge Kingfishers		Yeovil District Swimming Club		Tiverton SC		Team Bath AS		Bristol Penguins Swimming Club		Dawlish Swinging Club		Chard Swimming Club		Llanelli ASC					
PLACE		PLACE		PLACE		PLACE		PLACE		PLACE		PLACE		PLACE					
8		6		3		1		2		4		7		5					
POINTS		POINTS		POINTS		POINTS		POINTS		POINTS		POINTS		POINTS					
172		188		229		359		267		204		174		200					
EVENTS		TIME	PLACE	POINTS	TIME	PLACE	POINTS	TIME	PLACE	POINTS	TIME	PLACE	POINTS	TIME	PLACE	POINTS			
22	Boys	13/u	Aaron Lansdale		Sam Stallard		William Brassey-Barlow		Oliver Saunders		James Lowe		Fletcher Wickham		Freddie Coles		Dylan Budd-Thomas		
Reason for no points		DQ																	
23	Girls	15/u	1:14.38 3 6		1:20.50 6 3		1:21.57 7 2		1:07.93 1 8		1:27.84 8 1		1:11.63 2 7		1:14.54 4 5		1:20.45 5 4		
Reason for no points		Maddie Gautier, Daisy Lockie, Emily Peters, Lydia Crawford, Lily Crowther, Emily Bradford, Millie Downes, Molly Pearce																	
24	Boys	15/u	1:08.38 4 5		1:18.03 7 2		1:03.36 1 8		1:06.34 3 6		1:10.56 5 4		1:29.60 8 1		1:14.40 6 3		1:04.25 2 7		
Reason for no points		Samuel Stewart, Matthew Farrant, Samuel Arrowsmith, Arthur Bown-Mazzoni, Samuel Randall, Samuel Bradford, Louis Rood, Jack Southam																	
25	Ladies	Open	1:12.71 4 5		1:17.65 8 1		1:15.32 6 3		1:06.96 1 8		1:15.07 5 4		1:16.53 7 2		1:10.34 2 7		1:11.76 3 6		
Reason for no points		Emma Noyce, Penelope Aggett, Kitty Hollingsworth, Alice Barton, Jessica Reynolds, Amelie Goodrum, Fay Graham, Heather Wheel																	
26	Mens	Open	1:06.74 5 4		1:05.00 4 5		1:17.89 8 1		0:57.68 1 8		1:02.40 3 6		1:10.34 6 3		1:13.96 7 2		0:59.63 2 7		
Reason for no points		Richard Forman, Frankie Balch, Harry List, Mark Edmundson, Matthew Hann, Jacob Wardle, Oliver Bright, Brandon Budd Thomas																	
27	Girls	10/11 Years	0:47.83 5 4		0:42.09 2 7		0:57.09 7 2		0:42.06 1 8		0:45.44 3 6		0:47.75 4 5		0:50.35 6 3		0:59.71 8 1		
Reason for no points		Alice Goode-Gray, Ellen Byrne, Beth Prosser, Charlotte Lang, Lauren Dickie, Madison Swanson-Schnepf, Suzie Rood, Piper Nichols																	
28	Boys	10/11 Years	0:51.62 8 1		0:51.57 7 2		0:46.77 3 6		0:48.87 4 5		0:47.96 2 7		0:49.75 6 3		0:44.83 1 8		0:49.61 5 4		
Reason for no points		Thomas Cusack, Oliver Frost, Alfie Mason, Jack Williams, Daniel Maddock, Aaron Kacar, Henry Birchall, Fenn Sellick																	
29	Girls	13/u	1:12.74 2 7		1:36.29 8 1		1:11.01 1 8		1:15.36 4 5		1:20.06 6 3		1:14.37 3 6		1:18.99 5 4		1:22.22 7 2		
Reason for no points		Ellie Baker, Franchezza Tiu, Jodie Dilks, Margot Lewy-Pierre, Lainey Denyer, Olivia Dann, Kaitlyn Flannigan, Katie Wookey																	
30	Boys	13/u	1:28.13 8 1		1:20.38 4 5		1:13.67 2 7		1:05.39 1 8		1:22.62 5 4		1:23.35 7 2		1:23.04 6 3		1:17.82 3 6		
Reason for no points		Joshua Perrett, Josh Day, Wilfred Arrowsmith, Maxwell Adams, James Henniker, Jensen Healey, Harrison Larcombe, Dylan Budd Thomas																	
31	Girls	15/u	1:09.66 7 2		1:03.31 2 7		1:04.54 4 5		1:01.65 1 8		1:03.76 3 6		1:07.40 5 4		1:07.76 6 3		1:10.50 8 1		
Reason for no points		Maddie Gautier, Georgie Paine, Olivia Broom, Lydia Crawford, Freya Emmerson, Amelie Goodrum, Briana Barrand, Charlotte Wheel																	
32	Boys	15/u	1:09.96 8 1		1:04.66 5 4		0:59.32 1 8		0:59.45 2 7		1:01.85 4 5		1:07.06 6 3		1:08.29 7 2		0:59.94 3 6		
Reason for no points		Aaron Lansdale, James Lee, Samuel Arrowsmith, Jack Everett, Samuel Randall, Luke Mackenzie, Benjamin Webb, Jack Southam																	
33	Ladies	Open	1:15.28 2 7		1:28.72 8 1		1:18.82 3 6		1:12.53 1 8		1:27.59 7 2		1:23.91 6 3		1:22.53 5 4		1:22.14 4 5		
Reason for no points		Emily Lawrence, Cerys Groves, Jodie Dilks, Stella Cookson, Laura Smith, Emily Bradford, Fay Graham, Mail Weston																	
34	Mens	Open	0:11.52 1 8		1:14.41 2 7		1:24.33 6 3		0:00.00		1:15.94 3 6		1:17.72 5 4		1:28.71 7 2		1:17.34 4 5		
Reason for no points		Laker Wong, Ben Card, Micah Partridge, Ethan Mcneil, Owen Manley, Joseph Bollington, Simon Davis, Brandon Budd-Thomas																	
35	Girls	10/11 Years	0:33.99 4 5		0:38.91 8 1		0:32.77 2 7		0:32.15 1 8		0:33.63 3 6		0:34.46 5 4		0:36.50 6 3		0:38.61 7 2		
Reason for no points		Ruby Gove, Natasha Perry, Emma Decler, Charlotte Lang, Natalia Walker, Madison Swanson-Schnepf, Delliah Hutter, Hollie Williams																	
36	Boys	10/11 Years	0:38.58 7 2		0:35.44 4 5		0:41.06 8 1		0:32.40 1 8		0:33.88 2 7		0:34.06 3 6		0:36.24 5 4		0:37.31 6 3		
Reason for no points		Thomas Cusack, Sebastian Lutoborski, Alfie Mason, Alex Hearn, Peter Scott-Samuel, Fletcher Wickham, William Birchall, Archie Davies																	
37	Girls	13/u	1:15.00 8 1		1:03.32 3 6		1:02.80 2 7		1:02.39 1 8		1:08.50 6 3		1:08.12 4 5		1:13.41 7 2		1:08.37 5 4		
Reason for no points		Jessica Stewart, Isabella Moore, Gemma Dilks, Rue Fowler, Phoebe Broster, Olivia Dann, Kaitlyn Flannigan, Jasmyn Crocker																	
38	Boys	13/u	1:13.06 6 3		1:09.16 3 6		1:10.06 4 5		0:57.83 1 8		1:05.15 2 7		1:11.60 5 4		1:15.38 8 1		1:15.26 7 2		
Reason for no points		Daniel Gloyns, Josh Day, William Brassey-Barlow, Max Adams, Riccardo Casali, Zack Sullens, Harrison Larcombe, Ethan Williams																	
39	Girls	15/u	1:28.72 6 3		1:28.94 7 2		1:26.32 4 5		1:21.65 1 8		1:29.06 8 1		1:24.09 2 7		1:27.21 5 4		1:26.12 3 6		
Reason for no points		Lucy Gloyns, Cerys Groves, Megan Sharp, Zoe Strickland, Lainey Denyer, Emily Bradford, Briana Barrand, Emily Rees																	
40	Boys	15/u	1:37.81 7 2		1:17.85 3 6		1:21.88 4 5		1:15.82 1 8		1:16.12 2 7		1:39.56 8 1		1:28.66 6 3		1:22.60 5 4		
Reason for no points		Luke Baker, Connor Perrin, Micah Partridge, Arthur Bown-Mazzoni, Ben Reynolds, Samuel Bradford, Benjamin Webb, Rhys Partridge																	

NASL.2018 v3		National Arena Swimming League																										
  		League Western				Division 2				Round 3				Date Number 1														
		Venue Horfield Leisure Centre Date 12/08/2018 License number																										
DEFAULT POINTS TOTALS		DQA, TES ETC WILL CHANGE THESE FIGURES		OVERALL POINTS TOTAL		PLACE 8		PLACE 6		PLACE 3		PLACE 1		PLACE 2		PLACE 4		PLACE 7		PLACE 5								
8 LANE 1800 7 LANE 1400		1793		POINTS 172		POINTS 188		POINTS 229		POINTS 359		POINTS 267		POINTS 204		POINTS 174		POINTS 200										
EVENTS		TIME	PLACE	POINTS	TIME	PLACE	POINTS	TIME	PLACE	POINTS	TIME	PLACE	POINTS	TIME	PLACE	POINTS	TIME	PLACE	POINTS	TIME	PLACE	POINTS						
41	Ladies	Open	100m Freestyle		1:05.51	6	3	1:03.06	2	7	1:04.22	3	6	0:57.67	1	8	1:06.95	8	1	1:04.79	5	4	1:06.29	7	2	1:04.69	4	5
			Reason for no points		Emily Lawrence		Georgie Paine		Katie Walton		Laura McNab		Lucy Hill		Emily Wareham		Millie Downes		Heather Wheel									
42	Mens	Open	100m Freestyle		0:56.31	2	7	1:01.84	7	2	1:03.42	8	1	0:57.37	3	6	0:57.41	4	5	0:59.00	6	3	0:57.91	5	4	0:54.56	1	8
			Reason for no points		Ben Cusack		Ben Card		Oliver Bennet		Mark Edmundson		Thomas Probert		Luke Adey		Benjamin Greenslade		Iestyn Cole									
43	Girls	9 /11 Years	4 x 50m Medley Relay		0:00.00			2:52.75	6	3	2:52.45	5	4	2:27.58	1	8	2:38.78	2	7	2:39.62	3	6	2:46.73	4	5	3:13.78	7	2
			Reason for no points		DQ																							
44	Boys	9 /11 Years	4 x 50m Medley Relay		2:59.93	5	4	3:01.56	6	3	3:06.09	7	2	0:00.00			2:49.50	2	7	2:44.97	1	8	2:54.12	3	6	2:57.70	4	5
			Reason for no points		DQ																							
45	Girls	13/u	4 x 50m Freestyle Relay		2:19.28	8	1	2:13.94	7	2	2:06.59	2	7	2:01.96	1	8	2:07.13	3	6	2:11.68	6	3	2:11.41	4	5	2:11.67	5	4
			Reason for no points																									
46	Boys	13/u	4 x 50m Freestyle Relay		2:12.76	5	4	2:12.65	4	5	2:14.12	6	3	1:52.15	1	8	2:02.91	2	7	2:10.31	3	6	2:15.45	8	1	2:14.89	7	2
			Reason for no points																									
47	Girls	15/u	4 x 50m Medley Relay		2:27.94	8	1	2:21.18	5	4	2:21.51	6	3	2:09.18	1	8	2:19.70	4	5	2:18.81	2	7	2:19.04	3	6	2:24.56	7	2
			Reason for no points																									
48	Boys	15/u	4 x 50m Medley Relay		2:23.95	6	3	0:00.00			2:13.51	4	5	2:00.71	1	8	2:06.69	2	7	2:24.88	7	2	2:18.66	5	4	2:10.58	3	6
			Reason for no points		DQ																							
49	Ladies	Open	6 x 50m Freestyle Relay		3:09.12	8	1	3:04.43	5	4	3:02.39	3	6	2:44.87	1	8	2:59.97	2	7	3:06.56	7	2	3:05.59	6	3	3:04.03	4	5
			Reason for no points																									
50	Mens	Open	6 x 50m Freestyle Relay		2:39.96	4	5	2:54.00	6	3	2:58.32	7	2	2:36.26	1	8	2:36.62	2	7	2:46.63	5	4	2:59.66	8	1	2:38.63	3	6
			Reason for no points																									
TOTALS OF ALL PLACES PER CLUB			1st	2	1st		1st	5	1st	36	1st	1	1st	3	1st	1	1st	2										
			2nd	3	2nd	5	2nd	6	2nd	7	2nd	18	2nd	4	2nd	1	2nd	6										
			3rd	6	3rd	6	3rd	8	3rd	2	3rd	9	3rd	8	3rd	4	3rd	7										
			4th	6	4th	8	4th	10	4th	2	4th	7	4th	4	4th	7	4th	6										
			5th	6	5th	6	5th	3	5th		5th	7	5th	9	5th	11	5th	8										
			6th	7	6th	10	6th	6	6th		6th	3	6th	10	6th	11	6th	3										
			7th	7	7th	9	7th	7	7th		7th	2	7th	6	7th	8	7th	11										
			8th	10	8th	5	8th	5	8th		8th	3	8th	6	8th	7	8th	7										
			Kingsbridge Kingfishers	Yeovil District Swimming Club	Tiverton SC	Team Bath AS	Bristol Penguins Swimming Club	Dawlish Swinging Club	Chard Swimming Club	Llanelli ASC																		
POINTS AT EVENT 10			37	42	47	71	60	36	32	33																		
POINTS AT EVENT 18			63	71	87	132	103	70	58	62																		
POINTS AT EVENT 26			96	95	115	192	138	102	91	104																		
POINTS AT EVENT 34			127	129	160	241	177	132	120	134																		
POINTS AT EVENT 42			153	164	197	303	214	166	143	168																		