










| NASL.2016 | | | National Arena Swimming League | | | | | | | | | | | | | | | | | | | | |
|---|--------|-------------|---|-------|--------|----------------------------|-------|----------------------------|------------|-----------------------------|------------|-------------------------------|-------|-------------------------|---------|--------------------------------|--------|---------|---|---|---------|---|---|
|    | | | LEAGUE Premier | | | DIVISION | | | ROUND Two | | | GALA NUMBER | | License | | | | | | | | | |
| | | | VENUE Millfield Pool | | | Date | | | 12/11/2016 | | 00/01/1900 | | | | | | | | | | | | |
| DEFAULT POINTS TOTALS | | | DOs, TIES ETC WILL CHANGE THESE FIGURES | | | LANE 2 United Bristol A | | LANE 3 Soundwell A Team | | LANE 4 City of Cardiff A | | LANE 5 Poole Swimming Club | | LANE 6 Nofio Sir Gar | | LANE 7 SALISBURY STTINGRAVS | | | | | | | |
| 6 LANE 1050 5 LANE 750 | | | OVERALL POINTS TOTAL 1052 | | | PLACE 5 | | PLACE 3 | | PLACE 1 | | PLACE 2 | | PLACE 4 | | PLACE 6 | | | | | | | |
| | | | | | | POINTS 145 | | POINTS 189 | | POINTS 260 | | POINTS 213 | | POINTS 146 | | POINTS 99 | | | | | | | |
| EVENTS | | | TIME | PLACE | POINTS | TIME | PLACE | POINTS | TIME | PLACE | POINTS | TIME | PLACE | POINTS | TIME | PLACE | POINTS | | | | | | |
| 1 | Ladies | Open | 200 | | | 2:36.13 | 4 | 3 | 2:29.46 | 3 | 4 | 2:14.38 | 1 | 6 | 2:22.13 | 2 | 5 | 2:45.71 | 6 | 1 | 2:37.77 | 5 | 2 |
| | | | Individual Medley | | | Rebecca Wheatcroft | | Jasmine Stone | | Chloe Tutton | | Fiona Hardie | | Nia Conlon | | Collette Fear | | | | | | | |
| | | | Reason for no points | | | | | | | | | | | | | | | | | | | | |
| 2 | Mens | Open | 200 | | | 2:16.61 | 4 | 3 | 2:05.16 | 2 | 5 | 2:03.05 | 1 | 6 | 2:13.01 | 3 | 4 | 2:19.34 | 6 | 1 | 2:17.57 | 5 | 2 |
| | | | Individual Medley | | | James Edmonds | | William Cole | | Xavier Mohammed | | Luke Roxburgh | | Rhys Williams | | David Morton | | | | | | | |
| | | | Reason for no points | | | | | | | | | | | | | | | | | | | | |
| 3 | Girls | 9 /11 Years | 4 x 50m Freestyle Relay | | | 2:16.96 | 3 | 4 | 2:17.24 | 4 | 3 | 2:07.26 | 1 | 6 | 2:13.01 | 2 | 5 | 2:37.96 | 6 | 1 | 2:23.42 | 5 | 2 |
| | | | Reason for no points | | | | | | | | | | | | | | | | | | | | |
| 4 | Boys | 9 /11 Years | 4 x 50m Freestyle Relay | | | 2:16.10 | 3 | 4 | 2:20.83 | 5 | 2 | 2:06.31 | 1 | 6 | 2:06.95 | 2 | 5 | 2:17.45 | 4 | 3 | 2:26.70 | 6 | 1 |
| | | | Reason for no points | | | | | | | | | | | | | | | | | | | | |
| 5 | Girls | 13/u | 4 x 50m Medley Relay | | | 0:00.00 | | | 2:15.05 | 2 | 5 | 2:07.50 | 1 | 6 | 2:17.70 | 3 | 4 | 2:18.26 | 4 | 3 | 2:25.30 | 5 | 2 |
| | | | Reason for no points | | | 10.11 | | | | | | | | | | | | | | | | | |
| 6 | Boys | 13/u | 4 x 50m Medley Relay | | | 2:16.65 | 4 | 3 | 2:06.84 | 2 | 5 | 2:05.19 | 1 | 6 | 2:13.70 | 3 | 4 | 2:17.79 | 5 | 2 | 2:32.20 | 6 | 1 |
| | | | Reason for no points | | | | | | | | | | | | | | | | | | | | |
| 7 | Girls | 15/u | 4 x 50m Freestyle Relay | | | 1:56.31 | 5 | 2 | 1:52.77 | 2 | 5 | 1:52.78 | 3 | 4 | 1:55.30 | 4 | 3 | 1:52.43 | 1 | 6 | 1:58.51 | 6 | 1 |
| | | | Reason for no points | | | | | | | | | | | | | | | | | | | | |
| 8 | Boys | 15/u | 4 x 50m Freestyle Relay | | | 1:48.71 | 4 | 3 | 1:41.95 | 2 | 5 | 1:41.28 | 1 | 6 | 1:50.12 | 6 | 1 | 1:49.39 | 5 | 2 | 1:48.47 | 3 | 4 |
| | | | Reason for no points | | | | | | | | | | | | | | | | | | | | |
| 9 | Ladies | Open | 4 x 50m Medley Relay | | | 2:08.76 | 5 | 2 | 2:13.92 | 6 | 1 | 1:57.02 | 1 | 6 | 2:02.28 | 2 | 5 | 2:07.87 | 4 | 3 | 2:07.38 | 3 | 4 |
| | | | Reason for no points | | | | | | | | | | | | | | | | | | | | |
| 10 | Mens | Open | 4 x 50m Medley Relay | | | 1:47.37 | 3 | 4 | 1:47.37 | 3 | 4 | 1:43.78 | 1 | 6 | 1:47.30 | 2 | 5 | 1:55.00 | 5 | 2 | 2:02.50 | 6 | 1 |
| | | | Reason for no points | | | | | | | | | | | | | | | | | | | | |
| 11 | Girls | 10/11 Years | 50m Backstroke | | | 0:39.66 | 3 | 4 | 0:39.89 | 5 | 2 | 0:36.85 | 2 | 5 | 0:34.46 | 1 | 6 | 0:39.81 | 4 | 3 | 0:40.50 | 6 | 1 |
| | | | Reason for no points | | | Megan Hornung | | Amber Witcombe | | Isobel Joseph | | Lara Johnston-Trow | | Millie Patterson | | Sophie Channell | | | | | | | |
| 12 | Boys | 10/11 Years | 50m Backstroke | | | 0:36.60 | 2 | 5 | 0:36.60 | 2 | 5 | 0:37.18 | 4 | 3 | 0:34.79 | 1 | 6 | 0:39.59 | 5 | 2 | 0:42.86 | 6 | 1 |
| | | | Reason for no points | | | Sean Simmons | | Jake Gaunt | | Rhydian Arch | | Finley Chandler | | Aled Conlon | | Samson Allen | | | | | | | |
| 13 | Girls | 13/u | 100m Breaststroke | | | 1:25.78 | 4 | 3 | 1:28.16 | 5 | 2 | 1:21.33 | 2 | 5 | 1:21.25 | 1 | 6 | 1:24.50 | 3 | 4 | 1:34.95 | 6 | 1 |
| | | | Reason for no points | | | Milly Wiercioch-Giles | | Ella Longford | | Morgana Morretti | | Holly Harris | | Emily Rees | | Maddie Coupe | | | | | | | |
| 14 | Boys | 13/u | 100m Breaststroke | | | 1:28.77 | 5 | 2 | 1:16.02 | 2 | 5 | 1:14.40 | 1 | 6 | 1:21.11 | 3 | 4 | 1:23.83 | 4 | 3 | 1:29.98 | 6 | 1 |
| | | | Reason for no points | | | Charlie Slocombe-Poole | | Sam Taylor | | Daniel Piertruska | | Liam Openshaw | | Gruff Weston | | Aiden McMullan | | | | | | | |
| 15 | Girls | 15/u | 100m Backstroke | | | 1:07.43 | 2 | 5 | 1:09.03 | 3 | 4 | 1:11.09 | 5 | 2 | 1:09.03 | 3 | 4 | 1:05.72 | 1 | 6 | 1:12.91 | 6 | 1 |
| | | | Reason for no points | | | Oriana Munden | | Heather Witcombe | | Georgina Withers-Boalch | | Teagan-Mae Graham | | Heather Wheel | | Lily Battersby | | | | | | | |
| 16 | Boys | 15/u | 100m Backstroke | | | 1:05.23 | 3 | 4 | 1:00.61 | 1 | 6 | 1:01.94 | 2 | 5 | 1:08.46 | 5 | 2 | 1:05.65 | 4 | 3 | 1:10.80 | 6 | 1 |
| | | | Reason for no points | | | Joseph Franks | | Jack Smith | | Theo Savva | | Morgan Hiles | | Deian Morgan | | Harry Salmon | | | | | | | |
| 17 | Ladies | Open | 100m Butterfly | | | 1:14.52 | 6 | 1 | 1:07.82 | 3 | 4 | 1:00.47 | 1 | 6 | 1:03.06 | 2 | 5 | 1:10.27 | 5 | 2 | 1:08.86 | 4 | 3 |
| | | | Reason for no points | | | Rebecca Wheatcroft | | Anna Soteriou | | Harriet Jones | | Fiona Hardie | | Sian Dallimore | | Phoebe Wing | | | | | | | |
| 18 | Mens | Open | 100m Butterfly | | | 0:58.20 | 4 | 3 | 0:55.13 | 3 | 4 | 0:54.88 | 2 | 5 | 0:54.87 | 1 | 6 | 1:04.43 | 5 | 2 | 1:09.30 | 6 | 1 |
| | | | Reason for no points | | | Matthew Bray | | William Cole | | Xavier Mohammed | | Jacob Peters | | Rhys Williams | | Joshua Bills | | | | | | | |
| 19 | Girls | 10/11 Years | 50m Butterfly | | | 0:41.78 | 6 | 1 | 0:39.90 | 5 | 2 | 0:32.77 | 1 | 6 | 0:35.73 | 2 | 5 | 0:36.86 | 3 | 4 | 0:38.43 | 4 | 3 |
| | | | Reason for no points | | | Sophie Hornung | | Rosie Johnson | | Arwen Stephens | | Sheila Monera | | Katie Wokey | | Faye Vincent | | | | | | | |

| NASL.2016 | | | National Arena Swimming League | | | | | | | | | | | | |
|---|------|-------------|---|---|-------------------------------------|-------------------------------------|---|--------------------------------------|---|----------------------|----------------|----------------|----------------|----------------|--|
|    | | | LEAGUE Premier | | | DIVISION | | | ROUND Two | | | GALA NUMBER | | License | |
| | | | VENUE Milfield Pool | | | Date 12/11/2016 | | | 00/01/1900 | | | | | | |
| DEFAULT POINTS TOTALS | | | DQs, TIES ETC WILL CHANGE THESE FIGURES | | | | | | | | | | | | |
| 6 LANE 1050 5 LANE 750 | | | OVERALL POINTS TOTAL 1052 | | | | | | | | | | | | |
| | | | LANE 2 United Bristol A | LANE 3 Soundwell A Team | LANE 4 City of Cardiff A | LANE 5 Poole Swimming Club | LANE 6 Nofio Sir Gar | LANE 7 SALISBURY STTINGRAVS | PLACE 5 | PLACE 3 | PLACE 1 | PLACE 2 | PLACE 4 | PLACE 6 | |
| | | | POINTS 145 | POINTS 189 | POINTS 260 | POINTS 213 | POINTS 146 | POINTS 99 | | | | | | | |
| 20 | Boys | 10/11 Years | 50m Butterfly | 0:38.71 4 3 Sean Simmons | 0:40.63 5 2 Alex Bridges | 0:34.59 3 4 Josh O'Brien | 0:33.98 2 5 Ryan Openshaw | 0:33.27 1 6 Rhys Thomas | 0:43.31 6 1 Xen Medland | Reason for no points | | | | | |
| | | | 100m Backstroke | 1:13.52 4 3 Abigail Phipps | 1:12.78 3 4 Alice Kerslake | 1:09.40 1 6 Georgia May Carr | 1:18.67 5 2 Ella McNamara | 1:12.21 2 5 Emily Rees | 1:19.85 6 1 Ellie Chalk | Reason for no points | | | | | |
| 22 | Boys | 13/u | 100m Backstroke | 1:16.01 5 2 Benjamin Reynolds | 1:09.01 2 5 Sam Oxley | 1:05.16 1 6 Adam Murray | 1:09.86 3 4 Robbie Hemmings | 1:14.39 4 3 Jack Southam | 1:25.74 6 1 Joshua Withers-Jones | Reason for no points | | | | | |
| | | | 100m Butterfly | 1:15.98 5 2 Laura Smith | 1:09.48 4 3 Ella Theobald | 1:05.65 3 4 Ciara Morris | 1:02.96 1 6 Jasmine McCrea | 1:05.05 2 5 Bethan Edwards | 1:19.17 6 1 Ruby-Lee Allen | Reason for no points | | | | | |
| 24 | Boys | 15/u | 100m Butterfly | 1:04.66 4 3 Oscar Short | 1:03.33 2 5 Joel Williams | 0:59.78 1 6 Ben Choo-Yin | 1:06.93 5 2 Lloyd Arnold | 1:09.67 6 1 Nathanial Harries | 1:04.20 3 4 David Morton | Reason for no points | | | | | |
| | | | 100m Backstroke | 1:06.71 3 4 Oriana Munden | 1:10.95 5 2 Heather Witcombe | 1:04.32 1 6 Hannah Sloan | 1:05.56 2 5 Fiona Hardie | 1:12.78 6 1 Rebeca Morgan | 1:10.60 4 3 Jessica Cusack | Reason for no points | | | | | |
| 26 | Mens | Open | 100m Backstroke | 0:59.40 2 5 Callum Greenwood | 1:00.52 4 3 Jack Smith | 0:56.87 1 6 Xavier Mohammed | 0:59.83 3 4 Henry Bramwell-Reeks | 1:01.22 5 2 Meurig Francis | 1:04.70 6 1 Robert Langan | Reason for no points | | | | | |
| | | | 50m Breaststroke | 0:44.36 4 3 Ellen Parker | 0:42.62 3 4 Rosie Johnson | 0:38.91 1 6 Arwen Stephens | 0:42.32 2 5 Lorna Webb | 0:46.67 5 2 Hannah Bowen | 0:47.12 6 1 Faye Vincent | Reason for no points | | | | | |
| 28 | Boys | 10/11 Years | 50m Breaststroke | 0:44.37 5 2 James Henniker | 0:39.52 1 6 Jake Gaunt | 0:43.06 4 3 Rhydian Arch | 0:42.37 3 4 Ryan Openshaw | 0:46.50 6 1 Gethin Pugh | 0:41.51 2 5 George Satchwell | Reason for no points | | | | | |
| | | | 100m Butterfly | 1:13.36 4 3 Francesca Gilpin | 1:09.30 1 6 Sophia Soteriou | 1:10.15 2 5 Amy Shelton | 1:16.43 6 1 Ella McNamara | 1:10.81 3 4 Alice Roberts | 1:13.95 5 2 Jessica Rowlands | Reason for no points | | | | | |
| 30 | Boys | 13/u | 100m Butterfly | 1:17.95 5 2 Charlie Slocombe-Poole | 1:13.77 3 4 George Clements | 1:07.22 1 6 Adam Murray | 1:15.16 4 3 Robbie Hemmings | 1:10.92 2 5 Dylan Morgan | 1:21.83 6 1 Joshua Withers-Jones | Reason for no points | | | | | |
| | | | 100m Freestyle | 1:04.56 6 1 Oriana Munden | 1:02.78 5 2 Anna Soteriou | 1:00.89 4 3 Maisie Edwards | 0:59.03 1 6 Jasmine McCrea | 1:00.73 2 5 Heather Wheel | 1:00.74 3 4 Onioluwa Taiwo | Reason for no points | | | | | |
| 32 | Boys | 15/u | 100m Freestyle | 0:58.79 4 3 Joseph Franks | 0:55.02 1 6 Jedd Woodruff | 0:55.21 2 5 Theo Savva | 0:59.34 5 2 Harley Kenny | 0:59.34 5 2 Josh Jones | 0:56.52 3 4 David Morton | Reason for no points | | | | | |
| | | | 100m Breaststroke | 1:29.43 6 1 Rachel Harris | 1:20.63 5 2 Jess Longford | 1:08.92 1 6 Bethan Sloan | 1:17.21 2 5 Abbie Quarrie | 1:18.64 3 4 Bethan Edwards | 1:19.44 4 3 Collete Fear | Reason for no points | | | | | |
| 34 | Mens | Open | 100m Breaststroke | 1:08.56 3 4 James Edmonds | 1:09.49 4 3 Luke Height | 1:05.47 1 6 Kyle Booth | 1:07.68 2 5 Luke Roxburgh | 1:10.36 5 2 Dan Elkin | 1:12.92 6 1 Harry Brown | Reason for no points | | | | | |
| | | | 50m Freestyle | 0:35.32 5 2 Phoebe Broster | 0:34.86 4 3 Sophie Cameron | 0:31.62 2 5 Isobel Joseph | 0:30.21 1 6 Lara Johnston-Trow | 0:33.78 3 4 Millie Patterson | 0:35.73 6 1 Sophie Channell | Reason for no points | | | | | |

| NASL.2016 | | | | National Arena Swimming League | | | | | | | | | | | | | | | | | | |
|---|--------|---|-------------------------|---|----|-------------------------------|---------|-------------------------|----|-------------------------------|----|------------------|---------|---------------------|----|---------|---|---|---------|---|---|--|
|  | |  | |  | | LEAGUE Premier | | DIVISION | | ROUND Two | | GALA NUMBER | | 00/01/1900 | | | | | | | | |
| VENUE Milfield Pool | | | | | | Date 12/11/2016 | | License | | | | | | | | | | | | | | |
| LANE 2 United Bristol A | | LANE 3 Soundwell A Team | | LANE 4 City of Cardiff A | | LANE 5 Poole Swimming Club | | LANE 6 Nofio Sir Gar | | LANE 7 SALISBURY STINGRAYS | | | | | | | | | | | | |
| DEFULT POINTS TOTALS | | DOs, TIES ETC WILL CHANGE THESE FIGURES | | | | | | | | | | | | | | | | | | | | |
| 6 LANE 1050 5 LANE 750 | | OVERALL POINTS TOTAL 1052 | | | | | | | | | | | | | | | | | | | | |
| PLACE 5 | | PLACE 3 | | PLACE 1 | | PLACE 2 | | PLACE 4 | | PLACE 6 | | | | | | | | | | | | |
| POINTS 145 | | POINTS 189 | | POINTS 260 | | POINTS 213 | | POINTS 146 | | POINTS 99 | | | | | | | | | | | | |
| 36 | Boys | 10/11 Years | 50m Freestyle | 0:34.21 | 5 | 2 | 0:36.21 | 6 | 1 | 0:30.66 | 1 | 6 | 0:30.85 | 2 | 5 | 0:31.25 | 3 | 4 | 0:33.62 | 4 | 3 | |
| | | | Jonathan Butt | Tom Wring | | Josh O'Brien | | Finley Chandler | | Dylan Gwynne-Jones | | Samson Allen | | | | | | | | | | |
| | | | Reason for no points | | | | | | | | | | | | | | | | | | | |
| 37 | Girls | 13/u | 100m Freestyle | 1:05.92 | 3 | 4 | 1:04.73 | 2 | 5 | 1:02.48 | 1 | 6 | 1:06.18 | 4 | 3 | 1:07.89 | 6 | 1 | 1:07.64 | 5 | 2 | |
| | | | Abigail Phipps | Sophia Soteriou | | Georgia May Carr | | Jasmine Wong | | Deryn Cressy-Rodgers | | Jessica Rowlands | | | | | | | | | | |
| | | | Reason for no points | | | | | | | | | | | | | | | | | | | |
| 38 | Boys | 13/u | 100m Freestyle | 1:03.40 | 5 | 2 | 0:59.82 | 1 | 6 | 1:02.78 | 4 | 3 | 1:01.20 | 2 | 5 | 1:01.88 | 3 | 4 | 1:10.48 | 6 | 1 | |
| | | | Luca Gunawardena | Sam Oxley | | Daniel Piertruszka | | Liam Openshaw | | Dylan Morgan | | Aiden McMullan | | | | | | | | | | |
| | | | Reason for no points | | | | | | | | | | | | | | | | | | | |
| 39 | Girls | 15/u | 100m Breaststroke | 1:20.57 | 5 | 2 | 1:21.71 | 6 | 1 | 1:15.90 | 1 | 6 | 1:17.53 | 2 | 5 | 1:20.03 | 4 | 3 | 1:19.66 | 3 | 4 | |
| | | | Alysia Maestri | Jasmine Stone | | Catrin John | | Abbie Quarrie | | Mali Weston | | Lily Battersby | | | | | | | | | | |
| | | | Reason for no points | | | | | | | | | | | | | | | | | | | |
| 40 | Boys | 15/u | 100m Breaststroke | 1:21.31 | 6 | 1 | 1:10.34 | 2 | 5 | 1:06.06 | 1 | 6 | 1:17.35 | 4 | 3 | 1:18.36 | 5 | 2 | 1:13.22 | 3 | 4 | |
| | | | Owen Manley | Joel Williams | | Bradley Newman | | Harley Kenny | | Tom Henwood | | Harry Brown | | | | | | | | | | |
| | | | Reason for no points | | | | | | | | | | | | | | | | | | | |
| 41 | Ladies | Open | 100m Freestyle | 1:09.12 | 6 | 1 | 1:00.80 | 3 | 4 | 0:55.96 | 1 | 6 | 0:58.15 | 2 | 5 | 1:01.64 | 4 | 3 | 1:02.62 | 5 | 2 | |
| | | | Rachel Harris | Ella Theobald | | Chloe Tutton | | Jasmine Holmes | | Catrin Fry | | Onioluwa Taiwo | | | | | | | | | | |
| | | | Reason for no points | | | | | | | | | | | | | | | | | | | |
| 42 | Mens | Open | 100m Freestyle | 0:52.36 | 3 | 4 | 0:50.95 | 1 | 6 | 0:51.15 | 2 | 5 | 0:53.99 | 4 | 3 | 0:54.06 | 5 | 2 | 0:59.28 | 6 | 1 | |
| | | | Matthew Bray | William Cole | | Tom Greenfield | | Jacob Peters | | Meurig Francis | | Jason Tang | | | | | | | | | | |
| | | | Reason for no points | | | | | | | | | | | | | | | | | | | |
| 43 | Girls | 9 /11 Years | 4 x 50m Medley Relay | 2:43.93 | 3 | 4 | 2:39.07 | 2 | 5 | 0:00.00 | | | 2:30.16 | 1 | 6 | 2:54.36 | 5 | 2 | 2:47.77 | 4 | 3 | |
| | | | | | | | | | | | | | 10.11 | | | | | | | | | |
| | | | Reason for no points | | | | | | | | | | | | | | | | | | | |
| 44 | Boys | 9 /11 Years | 4 x 50m Medley Relay | 2:38.22 | 4 | 3 | 2:42.55 | 5 | 2 | 2:27.22 | 1 | 6 | 2:27.66 | 2 | 5 | 2:36.13 | 3 | 4 | 2:43.70 | 6 | 1 | |
| | | | | | | | | | | | | | | | | | | | | | | |
| | | | Reason for no points | | | | | | | | | | | | | | | | | | | |
| 45 | Girls | 13/u | 4 x 50m Freestyle Relay | 1:59.62 | 2 | 5 | 2:05.91 | 5 | 2 | 1:52.85 | 1 | 6 | 2:03.93 | 4 | 3 | 2:02.45 | 3 | 4 | 2:08.33 | 6 | 1 | |
| | | | | | | | | | | | | | | | | | | | | | | |
| | | | Reason for no points | | | | | | | | | | | | | | | | | | | |
| 46 | Boys | 13/u | 4 x 50m Freestyle Relay | 2:03.91 | 5 | 2 | 1:55.47 | 1 | 6 | 1:55.67 | 2 | 5 | 1:58.46 | 3 | 4 | 2:00.23 | 4 | 3 | 2:16.40 | 6 | 1 | |
| | | | | | | | | | | | | | | | | | | | | | | |
| | | | Reason for no points | | | | | | | | | | | | | | | | | | | |
| 47 | Girls | 15/u | 4 x 50m Medley Relay | 2:06.70 | 3 | 4 | 2:09.17 | 5 | 2 | 2:07.51 | 4 | 3 | 2:05.95 | 2 | 5 | 2:03.98 | 1 | 6 | 2:12.95 | 6 | 1 | |
| | | | | | | | | | | | | | | | | | | | | | | |
| | | | Reason for no points | | | | | | | | | | | | | | | | | | | |
| 48 | Boys | 15/u | 4 x 50m Medley Relay | 2:03.93 | 3 | 4 | 1:53.71 | 1 | 6 | 1:53.71 | 1 | 6 | 2:06.48 | 5 | 2 | 2:06.65 | 6 | 1 | 2:04.57 | 4 | 3 | |
| | | | | | | | | | | | | | | | | | | | | | | |
| | | | Reason for no points | | | | | | | | | | | | | | | | | | | |
| 49 | Ladies | Open | 6 x 50m Freestyle Relay | 2:54.13 | 4 | 3 | 2:54.48 | 5 | 2 | 2:40.04 | 1 | 6 | 2:45.02 | 2 | 5 | 0:00.00 | | | 2:52.23 | 3 | 4 | |
| | | | | | | | | | | | | | 10.11 | | | | | | | | | |
| | | | Reason for no points | | | | | | | | | | | | | | | | | | | |
| 50 | Mens | Open | 6 x 50m Freestyle Relay | 2:28.06 | 2 | 5 | 2:31.12 | 4 | 3 | 2:23.32 | 1 | 6 | 2:29.33 | 3 | 4 | 2:34.05 | 5 | 2 | 2:43.83 | 6 | 1 | |
| | | | | | | | | | | | | | | | | | | | | | | |
| | | | Reason for no points | | | | | | | | | | | | | | | | | | | |
| TOTALS OF 1st, 2nd & 3rd PLACES PER CLUB | | | | 1st | | 1st | 8 | 1st | 31 | 1st | 8 | 1st | 4 | 1st | | | | | | | | |
| | | | | 2nd | 5 | 2nd | 12 | 2nd | 9 | 2nd | 19 | 2nd | 4 | 2nd | 1 | | | | | | | |
| | | | | 3rd | 12 | 3rd | 9 | 3rd | 3 | 3rd | 10 | 3rd | 9 | 3rd | 8 | | | | | | | |
| | | | | 4th | 14 | 4th | 6 | 4th | 5 | 4th | 6 | 4th | 10 | 4th | 7 | | | | | | | |
| | | | | 5th | 12 | 5th | 12 | 5th | 1 | 5th | 5 | 5th | 14 | 5th | 7 | | | | | | | |
| | | | | 6th | 6 | 6th | 3 | 6th | | 6th | 2 | 6th | 8 | 6th | 27 | | | | | | | |
| | | | | United Bristol A | | Soundwell A Team | | City of Cardiff A | | Poole Swimming Club | | Nofio Sir Gar | | SALISBURY STINGRAYS | | | | | | | | |
| POINTS AT EVENT 10 | | | | 28 | | 39 | | 58 | | 41 | | 24 | | 20 | | | | | | | | |
| POINTS AT EVENT 18 | | | | 55 | | 71 | | 95 | | 80 | | 49 | | 30 | | | | | | | | |
| POINTS AT EVENT 26 | | | | 78 | | 97 | | 139 | | 113 | | 76 | | 45 | | | | | | | | |
| POINTS AT EVENT 34 | | | | 97 | | 130 | | 179 | | 144 | | 101 | | 66 | | | | | | | | |
| POINTS AT EVENT 42 | | | | 115 | | 161 | | 222 | | 179 | | 124 | | 84 | | | | | | | | |